


Domekt CF 250 F

Maximal air flow, m ³ /h	295
Panel thickness, mm	30
Unit weight, kg	52
Supply voltage, V	1~230
Maximal operating current, A	8,3
Thermal efficiency of heat recovery, %	86
Reference flow rate, m ³ /s	0,0574
Reference pressure difference, Pa	50
SPI, W/(m ³ /h)	0,29
Filters dimensions BxHxL, mm	265x250x46
Electric power input of the fan drive at reference flow rate, W	32
Electric power input of the fan drive at maximum flow rate, W	89
Electric air heater capacity, kW / Δt, °C	0,5 / 6,7
Electric preheater capacity, kW / Δt, °C	1 / 13,4
Control panel	C6.1 / 6.2
Maintenance space, mm	300



The photo is intended for informational purposes only. exact details may vary.



Acoustic data

A-weighted sound power level L_{WA}, dB(A) at reference flow rate

Supply inlet	53
Supply outlet	65
Exhaust inlet	54
Exhaust outlet	65
Casing	46

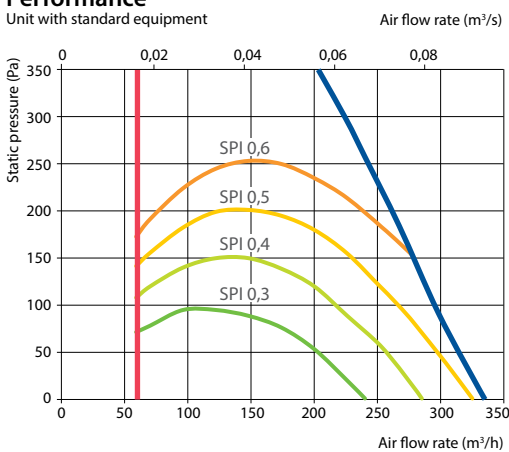
A-weighted sound pressure level L_{PA}, dB(A)

10 m² normally isolated room, distance from casing – 3 m.

Surroundings	35
--------------	----

Performance

Unit with standard equipment



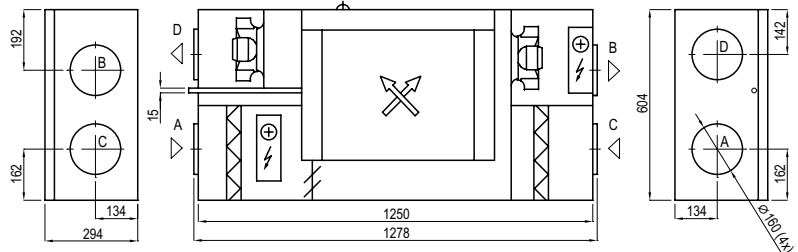
Temperature efficiency

	Winter					Summer		
Outside temperature, °C	-23	-15	-10	-5	0	25	30	35
After heat exchanger*, °C	16,1*	17,0*	17,0*	17,0	17,9	22,6	23,5	24,4

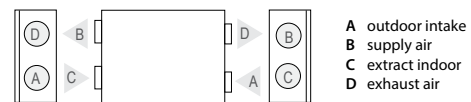
indoor +22°C, 20 % RH.

* calculations made after evaluation of the preheater.

Shown as right (R1)



Shown as left (L1)



Accessories (p. 120)

Closing damper	AGUJ-M-160+LF230/LM230
	A/D AGS-160-50-600-M
Silencer	B/C AGS-160-50-900-M
Water heater	DH-160
PPU	PPU-HW-3R-15-0,4-W1

2-way valve (water heater)	VVP47.10-0,4
Water cooler	DCW-0,2-1 / DHCW-160
2-way valve (water cooler)	VVP47.10-1,6
DX cooler	DCF-0,2-1