komfovent®

Domekt R 450 V

Maximal air flow, m³/h	472
Panel thickness, mm	50
Unit weight, kg	60
Supply voltage, V	1~ 230
Maximal operating current, A	HE 7,2
Thermal efficiency of heat recovery, %	85
Reference flow rate, m³/s	0,092
Reference pressure difference, Pa	50
SPI, W/(m³/h)	0,44
Filters dimensions B×H×L, mm	470×240×46
Electric power input of the fan drive at reference flow rate, W	72
Electric power input of the fan drive at maximum flow rate, W	170
Electric air heater capacity, kW / Δt, °C	1 / 8,4
Control panel	C6.1 / C6.2
Maintenance space, mm	500

The photo is intended for informational purposes only, exact details may vary.

C6.1

C6.2

Acoustic data

A-weighted sound power level L_{WA}, dB(A) at reference flow rate

Supply inlet	58
Supply outlet	72
Exhaust inlet	58
Exhaust outlet	72
Casing	39

A-weighted sound pressure level L_{PA}, dB(A)
10 m² normally isolated room, distance from casing – 3 m.

Surroundings	29

Temperature efficiency

	Winter					Summer		
Outside temperature, °C	-23	-15	-10	-5	0	25	30	35
After heat exchanger, °C	14,0	15,4	16,3	17,2	18,1	22,5	23,4	24,3

indoor +22°C, 20 % RH

Performance

Unit with standard equipment

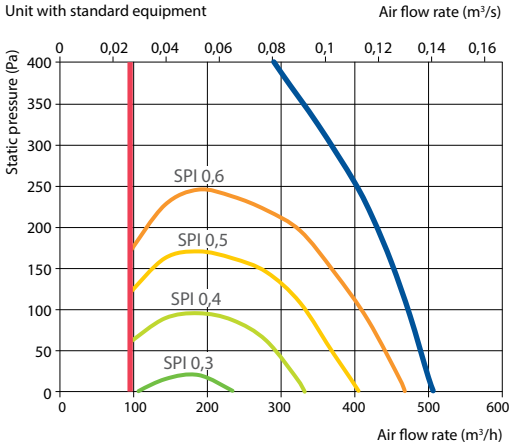

Shown as left (L1)

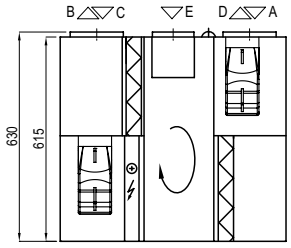

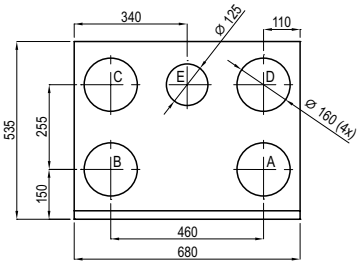

Shown as right (R1)

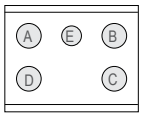

A outdoor intake
B supply air
C extract indoor
D exhaust air
E additional extraction connection (by-pass – extraction without heat recovery)

Accessories (p. 120)

Closing damper		AGUJ-M-160+LF230/LM230
Silencer	A/D	AGS-160-50-600-M
	B/C	AGS-160-50-900-M
Water heater		DH-160
PPU		PPU-HW-3R-15-0,4-W1

2-way valve (water heater)	VVP47.10-0,4
Water cooler	DCW-0,5-3 / DHCW-160
2-way valve (water cooler)	VVP47.10-1,6
DX cooler	DCF-0,5-3

UAB KOMFOVENT reserves the right to introduce the changes of parameters and sizes in the process of improvement of the air handling units. If data of performance do not correspond to data in the selection software, please refer to data shown in software.

KK-19-03